

Clip-on sliding tile

Loady

Pack of 11 pcs 1m²

The Loady tile is a high-performance and durable solution. Robust and easy to install, it improves the efficiency and safety of your loading zone process, without compromising on aesthetics.



View and order Loady tiles on the IDM Shop - shop.idm-france.com
Click here or scan


Specifications ...

- Dimensions : 30 x 30 cm
- Thickness : 15 mm
- Shape : Clip-on tile
- Material : Polypropylene
- Unit : Pack of 11 tiles (1m²)
- Ideal for : Loading and waiting area for all types of flows

Strenghts⁺


- + Non-slip for pedestrians
- + No expansion joint required
- + Resistant to heavy traffic
- + Quick installation on wood or concrete surfaces
- + Made from 28% recycled material

In addition, we suggest



STOP plate


Stop sign for loading area
Ref: consult the IDM Shop or contact us




T-profile

Dividers for loading lanes
Ref. : 00272

 Made in France

 Our customers love it
+ Over 150,000 tiles sold



See our  Google Photos gallery for more examples of Loady installations

Click here or scan

Reference

Article code

Grey Loady in packs of 11 tiles (1m²)

06857



Advices from



Jean-Pierre

1. Delimit the surface, then make the necessary cuts with a grinder.
2. Install the tiles on a flat wooden surface or concrete slab.
3. To improve drainage: leave a space between the planks of the wooden platform or make a slight slope for the concrete slab.
4. Place the fixing screws out of the way of skis.