

# SAFE TREE

SAFETY AND PROTECTIVE DEVICE  
FOR SPRINGBOX SKI LIFTS



**IDM**  
PARTENAIRE TECHNIQUE  
POUR LA MONTAGNE

## TABLE OF CONTENT

<b>1. AREA OF USE</b>	<b>3</b>
<b>2. CHARACTERISTICS AND PRODUCT INTEREST</b>	<b>4</b>
<b>3. ASSEMBLY INSTRUCTIONS AND COMPONENTS</b>	<b>5</b>
<b>4. LAYOUT PLAN</b>	<b>6</b>
<b>5. SIMULATION AND MAINTENANCE</b>	<b>7</b>



# 1. AREA OF USE



For IDM, the major purpose is to offer innovative solutions for users and ski owners. We want to improve all ski areas management, every day.

Thanks to a french ski areas analysis, we have noted several difficulties with springbox ski lifts unloading areas.

Indeed, in addition to be really complex for beginners clients and kids, some dysfonctions and frequent installation stops could be caused by this particular area.

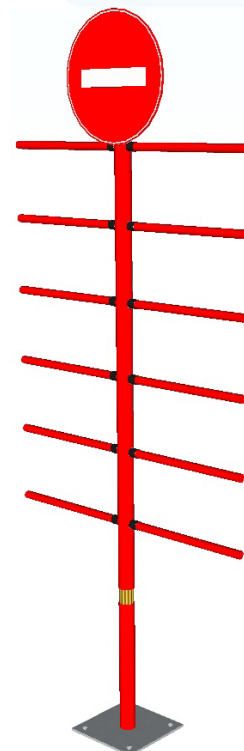
Therefore, in order to secure the unloading zone and optimize the skiers flow, **we have developed an universal safety and protective product for all sprinbox ski lifts models.**

This fir tree form product has a base and 12 branches both articulated.

It is an adequate and effective solution to stabilize and control the string grabe once dropped.

Located after the regulatory evacuation area, it is certainly not an obstacle for users.

Thanks to its atypical form and bright color, **Safe Tree** is a naturally eye catcher and a reassuring runaway end signage.



## 2. CHARACTERISTICS AND PRODUCT INTEREST



Our product is thought and designed in order to generate a real interest for springbox ski lifts owners and users

### FOR OWNERS

- Ⓜ Significant decrease of installation stops caused by security gates triggering. **Safe Tree** set up ensures the T bar passage over the security gates.

The device takes part in the ski trail general arrangement.

- Ⓜ It is easy to handle for daily tasks done by the support personnel.

Thanks to its conception, our product is easily adaptable in any kind of springbox ski lifts.

- Ⓜ

### FOR USERS

- Ⓜ If the T bar drags a skier away, the accident risk is avoided thanks to the device flexibility conferred by its polyurethane ball joint. The security trigger is ensure.

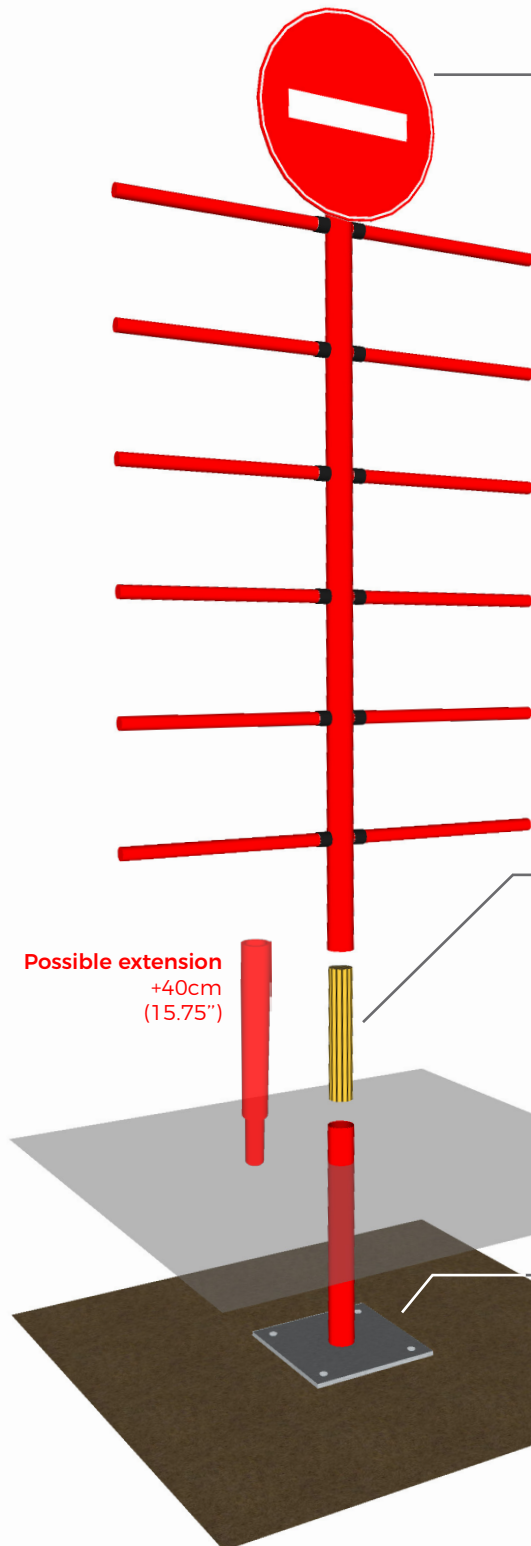
- Ⓜ Thanks to its bright color, signage and strategic location, novice users and kids can more appreciate the evacuation of this complex area.



### 3. ASSEMBLY INSTRUCTIONS AND COMPONENTS



Height : 200cm (78.74")  
Width : 106cm (41.73")



#### Signpost

Removable, designed to be released in case of hanging with the T bar.

#### Body

Polycarbonate rigid structure and polyurethane articulated branches.

#### Ball joint

In polyurethane, highly flexible and resilient : in case of torsion, it will return to original position.

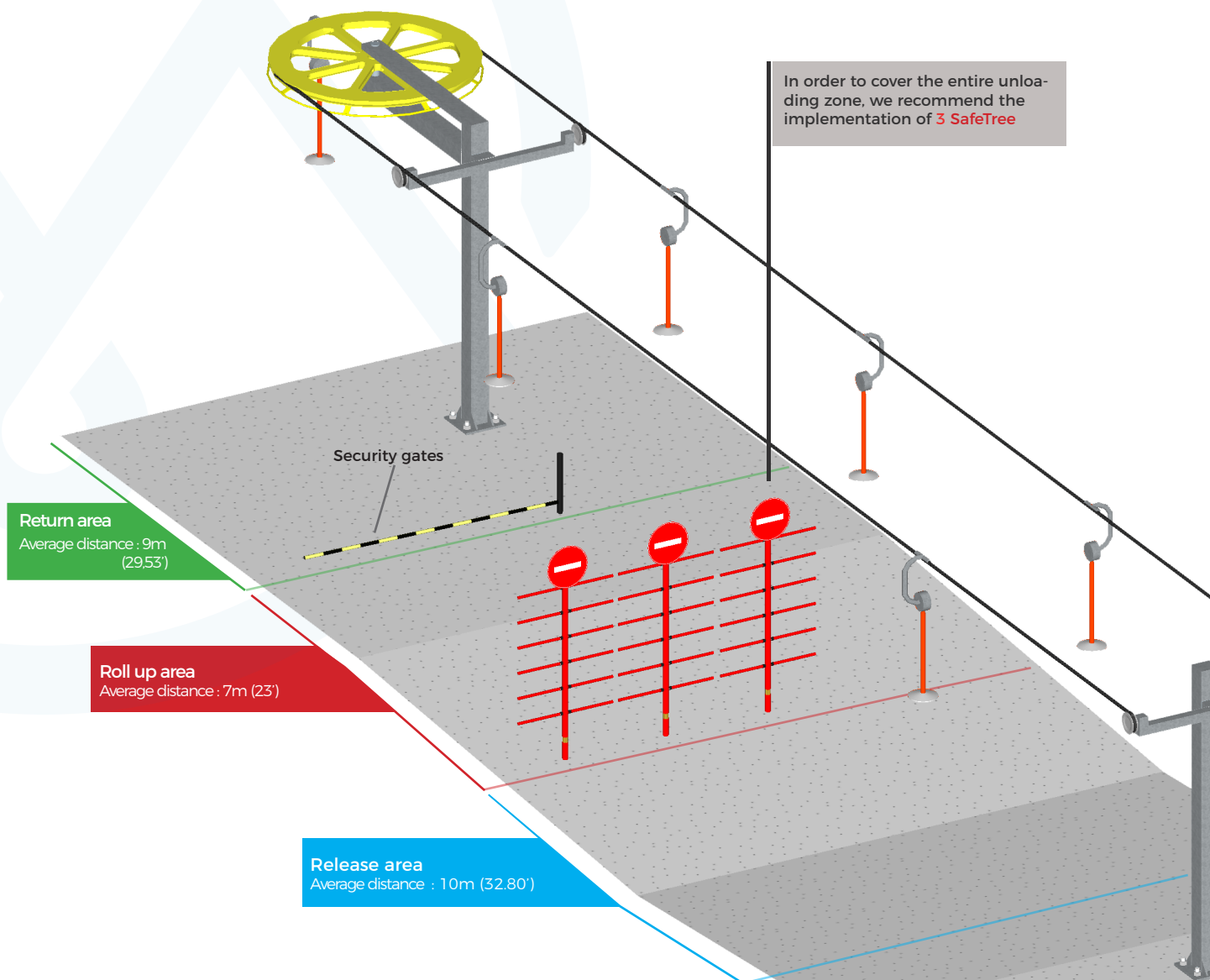
#### Base

Galvanized steel bracket fixed to the ground, integral with the polycarbonate connection tube.





## 4. LAYOUT PLAN



## 5. SIMULATION AND MAINTENANCE



To ensure the SafeTree removable function, it is forbidden to screw the ball joint in polyurethane to the polycarbonate red tube. This could prevent the SafeTree separation in case of collision.



A daily and global visual inspection must be done during assembly and disassembly by skilift owner.



A depth inspection must be done before each season. It concerns :

- The state of the polycarbonate red tube
- The state of junctions and the polyurethane structure
- The state of the polyurethane ball joint
- The state of the base





**IDM FRANCE**  
Alpespace Francin  
46 voie de St Exupéry - 73800 Porte de Savoie  
[www.idm-france.com](http://www.idm-france.com)

